

**14th Int. conference on Harmonization within atmospheric
dispersion modelling for regulatory purposes**



Kos Island, Greece, 2-6 October 2011

**LAGRANGIAN MODELLING EVALUATION OF
THE NO_x POLLUTION REDUCTION DUE TO
ELECTRIC VEHICLES INTRODUCTION**

E.Ferrero, S.Alessandrini, A.Balanzino, M.Riva

Outline



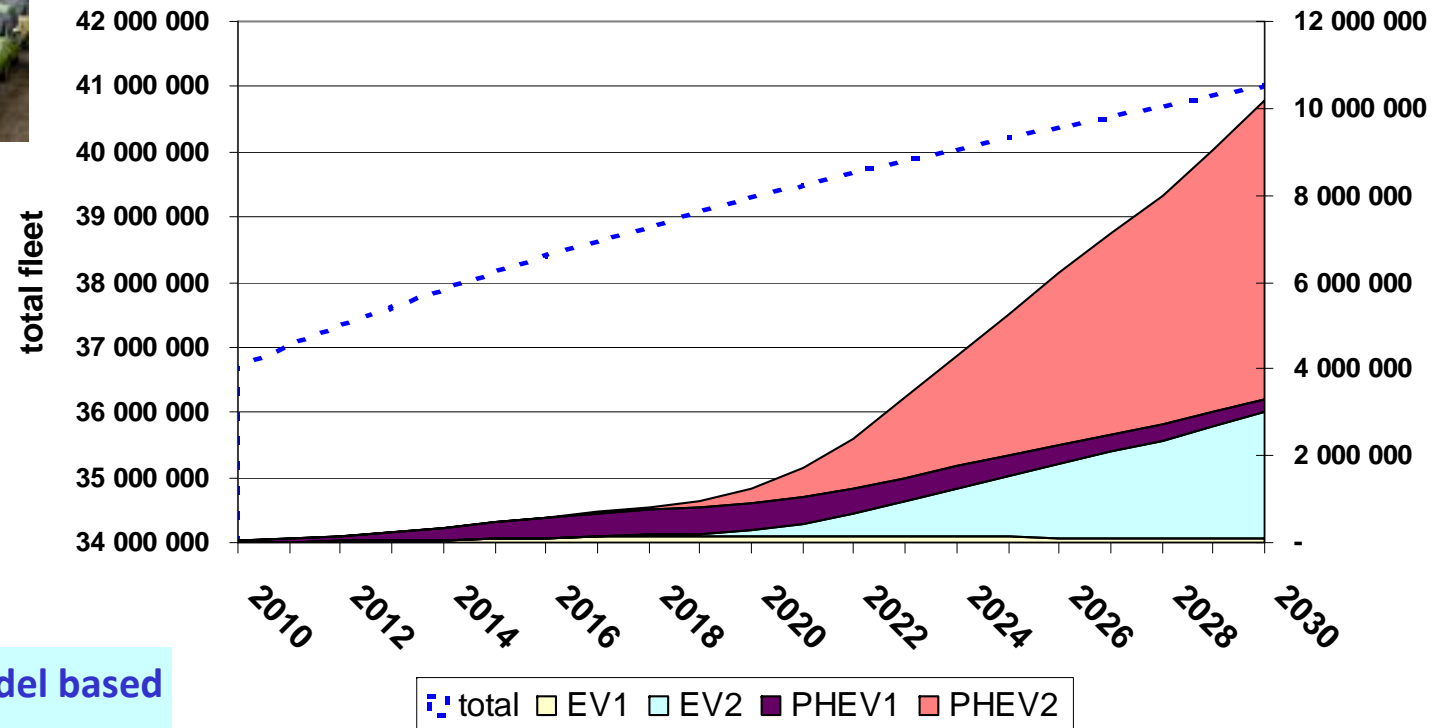
- The influence of the introduction of **Zero Emission (ZE)** vehicles on a urban highway is evaluated by using a Lagrangian Particle Model
 - To compare model results with an experimental campaign (Rodes C.E. and Holland D. M. (1981) simulations have been performed
 - The introduction of ZE vehicles is studied in term of NO, NO₂ and O₃ concentration variation.
-

Introduction


- The **Plug in Electric Vehicles (PEV)** currently available already reach 150 km of cruising range (urban employment)
- The **Plug in Hybrid Electric Vehicles (PHEV)** use both electric and internal combustion engines (currently 60 km with electric engine, 500 km with int. combustion engine) more suitable for ex. urban employment



Introduction (2)



Optimization model based on present new car registration and scrapping trend + average hypotheses on EVs/PHEVs roll out (DeNigris et al.2010)



2030:

- 25% of total (41 MI) circulating fleet
- 50% of market share
- PHEVs more than EVs (2x)

Pollutants emissions (Italian scenario)



EURO6 most advanced car category for ICE technology



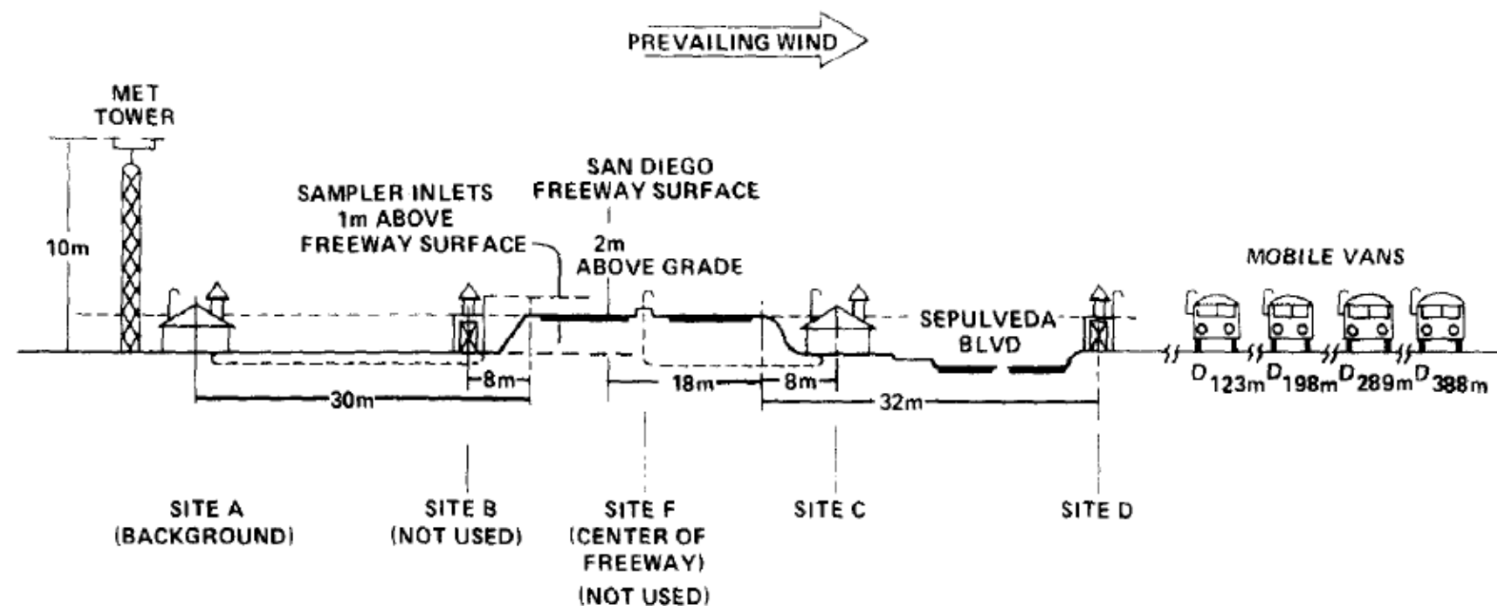
	FC	CO	NO _x	NMVOC	PM _{exh}
Scenarios	[Tg]	[Gg]	[Gg]	[Gg]	[Gg]
2005	24	1077	258	140	12
2030 BaU	28	370	42	36	0.8
2030 EV	22	303	36	29	0.7
% reduction scenario EV vs. BaU	-20.6	-18.1	-14.3	-18.8	-13.8

2030:

- Pollutant emission balance: 15% ÷ 20% reduction
 - 20% fuel consumption reduction

Experimental data (Rodes and Holland 1980)

- A short range monitoring study was conducted from 15 July until 31 of August 1978 at a location adjacent to the San Diego freeway in Los Angeles
- Flat location, predominant cross-freeway winds, average traffic flow of 200.000 cars/day



Experimental data

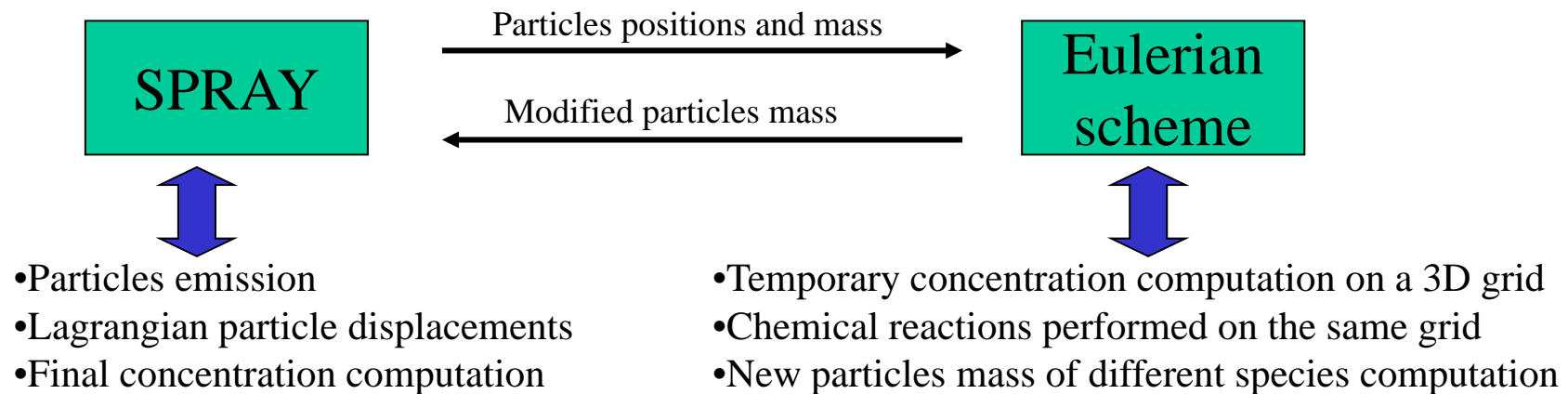
(Rodes and Holland 1980)



- Only measurements correspondent to upwind wind speed within the range of 1.3-2.6 m/s and wind directions within $\pm 45^\circ$ arc sector of the freeway perpendicular
 - No specific turbulence information are given together with concentration measurements
 - The pollutant hourly conc. measurements were stratified by upwind O_3 levels
 - In order to obtain three strata of equal size they were divided in three categories “low” (0-0.057 ppm), “medium” (0.058-0.084 ppm), “high”(0.085-0.202 ppm)
 - At each site for each categories all hourly concentrations were averaged for every pollutant (at least 27 hourly values used at each site)
-

Model (Spray-Chem)

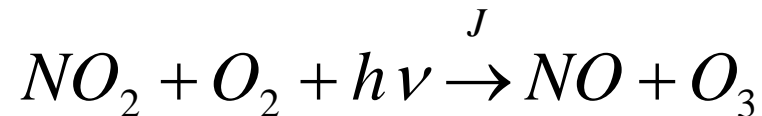
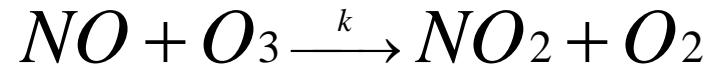
- The Eulerian model is included inside the lagrangian model, SPRAY, following the simple scheme:



Alessandrini S. and Ferrero E. (2009). A hybrid Lagrangian-Eulerian particle model for reacting pollutant dispersion in non-homogeneous non-isotropic turbulence. PHYSICA A, ISSN: 0378-4371, 388, 8, 1375-1387

Model (Spray-Chem)

The set of chemical reactions considered is:



The chemical kinetic follows:

$$\frac{\partial c_{NO}}{\partial t} = \frac{\partial c_{O_3}}{\partial t} = -\frac{\partial c_{NO_2}}{\partial t} = -k \cdot c_{NO} \cdot c_{O_3} + j \cdot c_{NO_2}$$

k depends on temperature and is around $0.4 \text{ ppm}^{-1}\text{sec}^{-1}$ while J depends on solar radiation and ranges between 0 during the night and 0.4 min^{-1} in the full sunlight

$$k = 5.86 \cdot 10^{-2} e^{-(1450/T)} (\text{ppb}^{-1} \text{s}^{-1}) \quad j = 8.9 \cdot 10^{-6} \cdot R \quad (\text{s}^{-1})$$

the O_2 concentrations are neglected because this substance is always present in excess and his variation in time and space does not influence the kinetic J of the reaction

Parameterization of segregation coefficient

- The effect of segregation is considered with a parameterization

$$k \cdot \langle c_{NO} c_{O3} \rangle = k \langle c_{NO} \rangle \cdot \langle c_{O3} \rangle \left(1 + \frac{\langle c_{NO}' c_{O3}' \rangle}{\langle c_{NO} \rangle \langle c_{O3} \rangle} \right)$$
$$k \langle c_{NO} \rangle \cdot \langle c_{O3} \rangle (1 + \alpha)$$

$$\alpha = -0.71 \cdot e^{-\frac{0.106 x}{N_D x_s}}$$

$$x_s = \frac{(Q_{NO} / L)^2}{4\pi\sigma_w^2 \cdot T_{Lw} u \cdot C_{O3}^2}$$

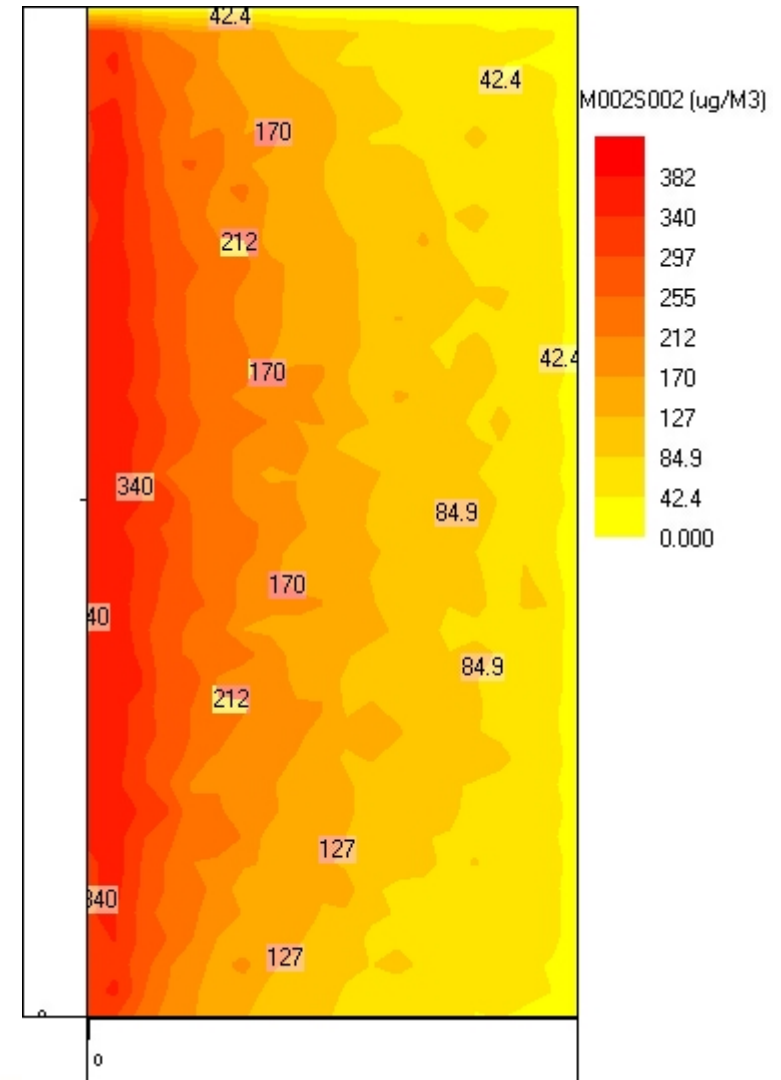


Computed with Gaussian model
for linear source

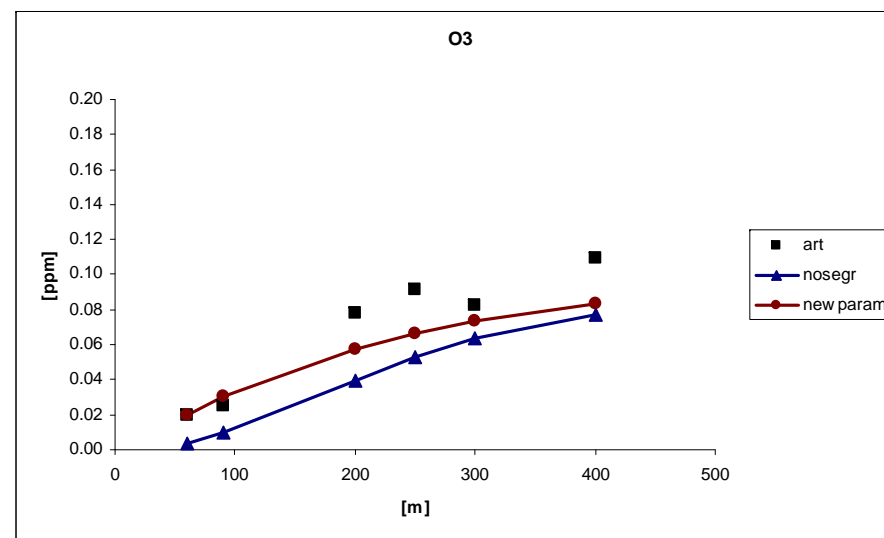
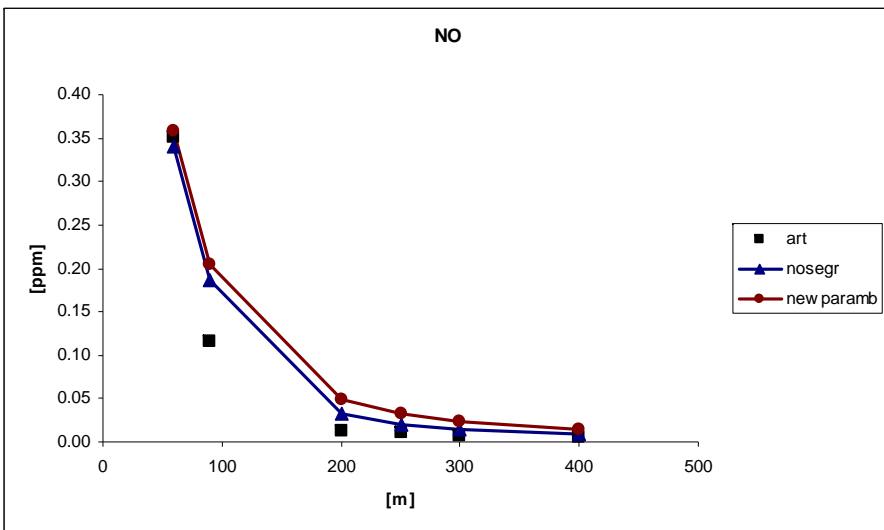
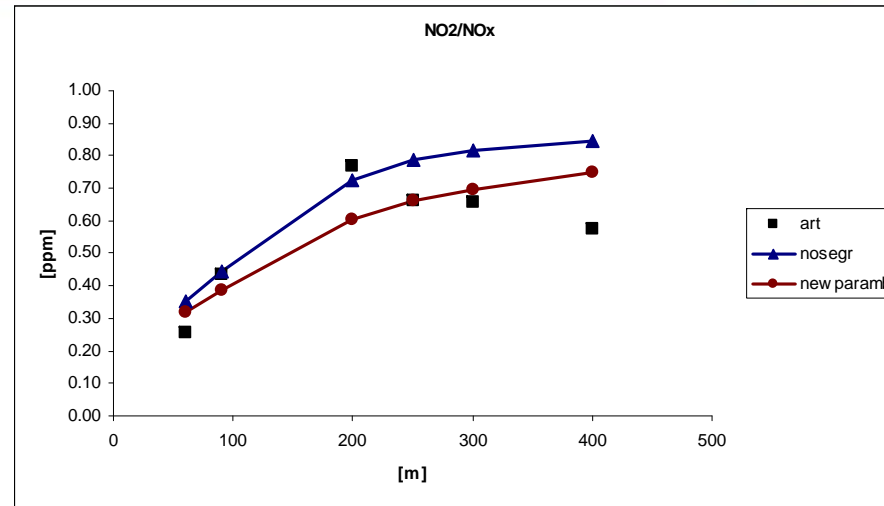
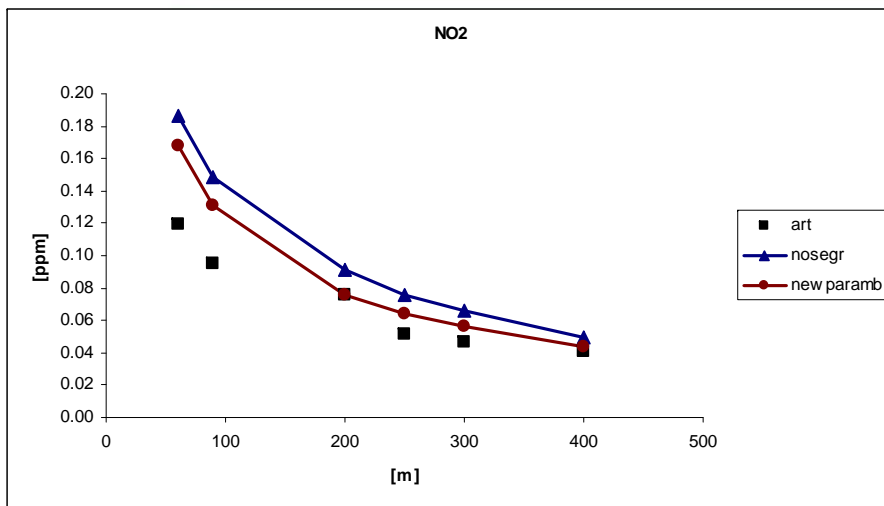
$$N_D = k(C_{O3} + C_{NO})_s \cdot T_{Lw}$$

Simulation (Spray-Chem)

- Linear source (2 km length)
- Cells for concentration computation (50x50x20 m³)
- For each background O₃ level, 3 wind directions (0°, 30°, 45°)
- U=2 m/s
- Typical values of reaction rates used
- The NO_x emission rate has been set in order to match the first measurement point
- Turbulence profiles from Rams TKE outputs



Simulation results



Scenario Simulation (2030)



Same set of simulation have been repeated in terms of:

- Wind and turbulence
- Domain
- Background O₃ concentrations

Different Emissions

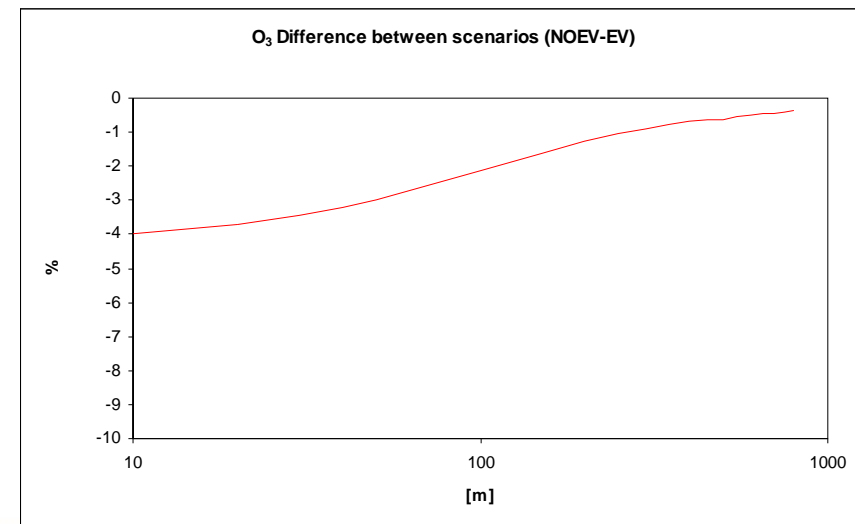
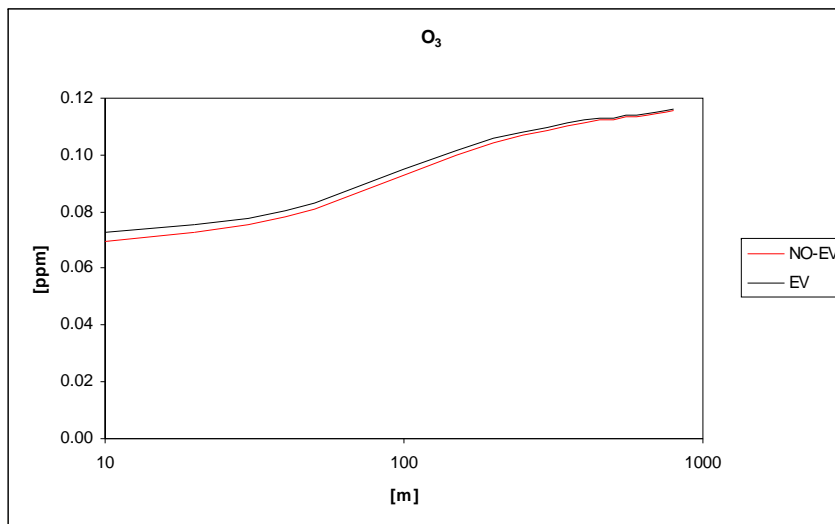
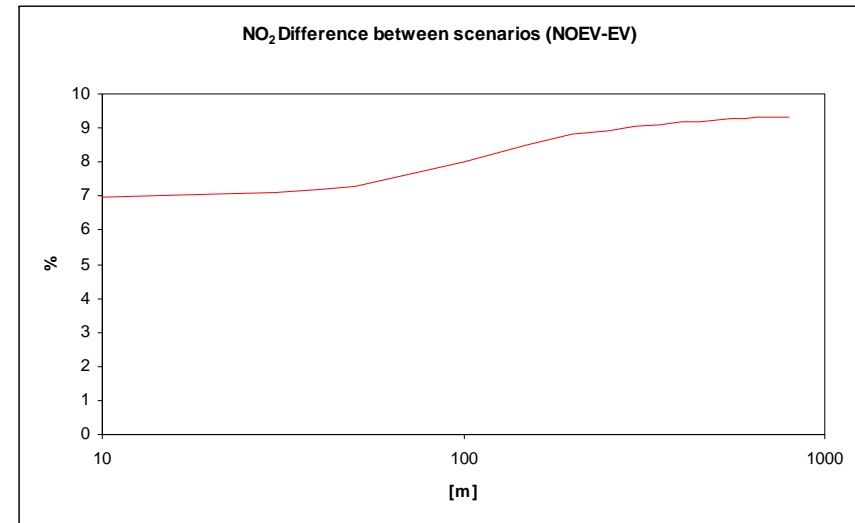
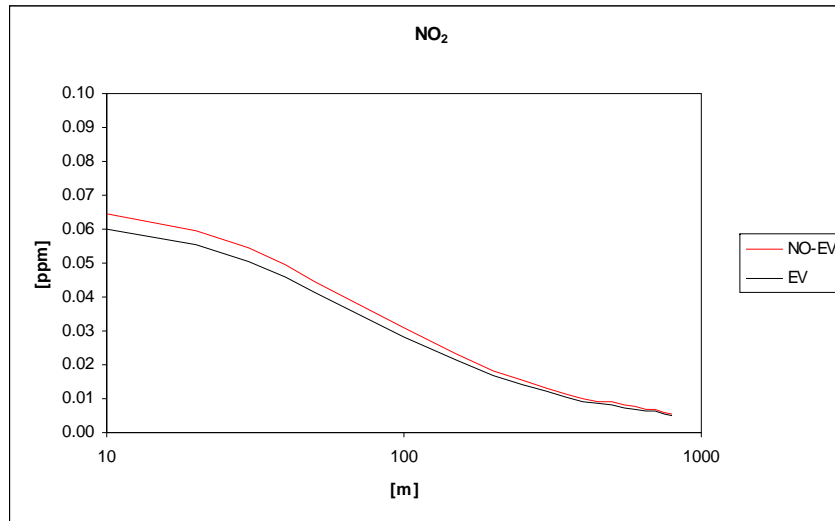
Scenario Simulation (2030)



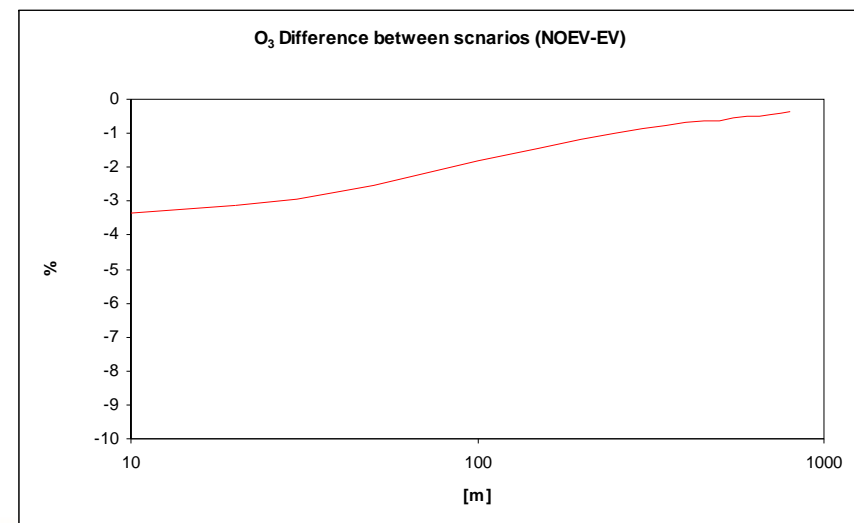
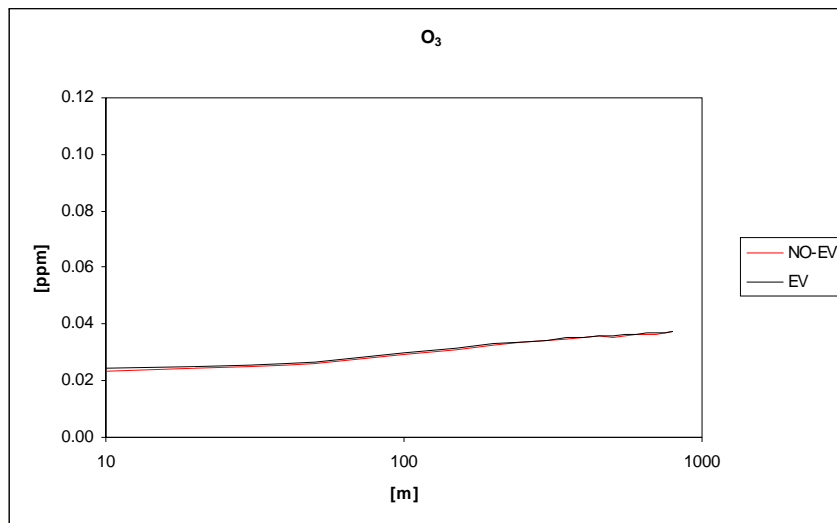
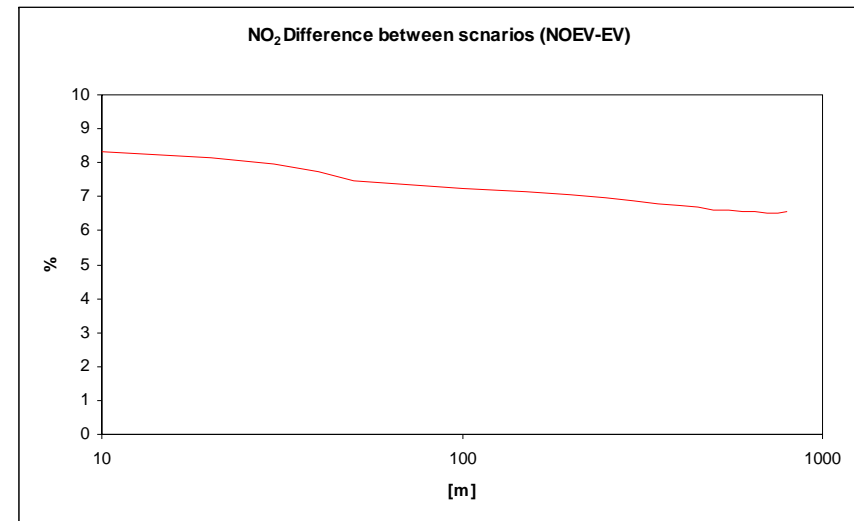
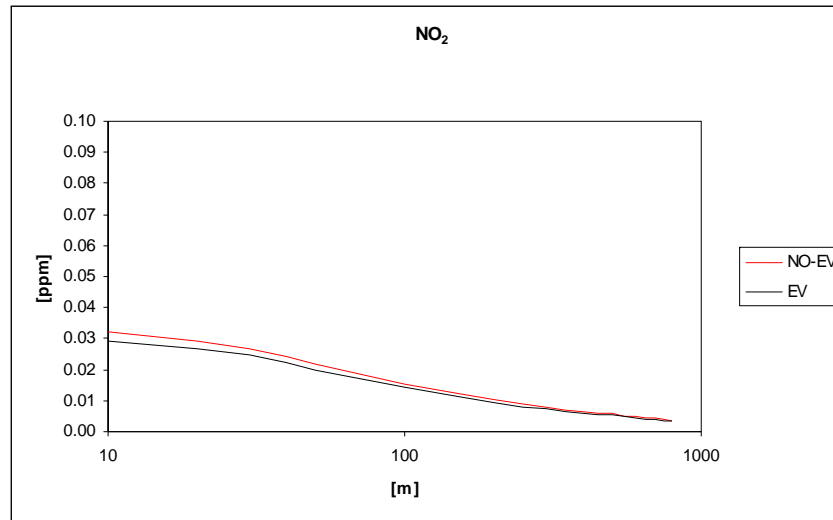
- Emissions for a 1380/hour heavy transport and a 9570/hour light transport vehicles fluxes with 90 km h⁻¹ speed (as measured on a Urban Highway in Milan)
- Two emission scenarios were considered
- (NO-EV) the present traffic situation
- (EV) 25% of electric vehicles in the car fleet

SCENARIO	NO _x	NO	NO ₂
	(g km ⁻¹ h ⁻¹)	(g km ⁻¹ h ⁻¹)	(g km ⁻¹ h ⁻¹)
Present (NO-EV)	11737	10095	1615
Future (EV)	10615	9168	1427
reduction %	-9.6	-9.2	-11.7

Scenario Simulation (2030), high O3

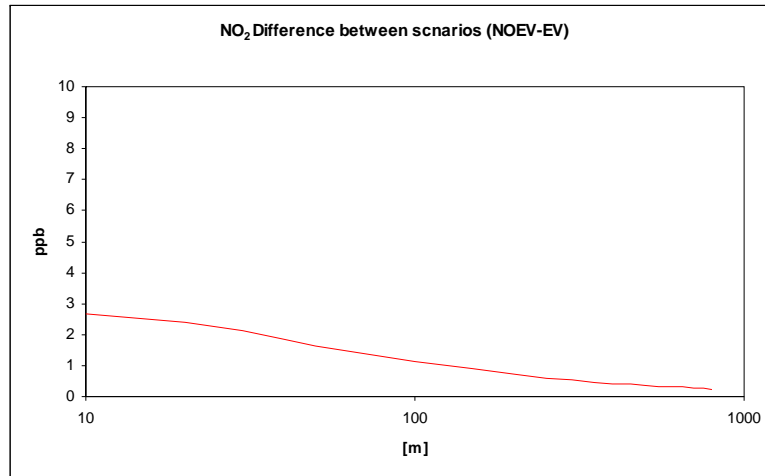


Scenario Simulation (2030), low O3

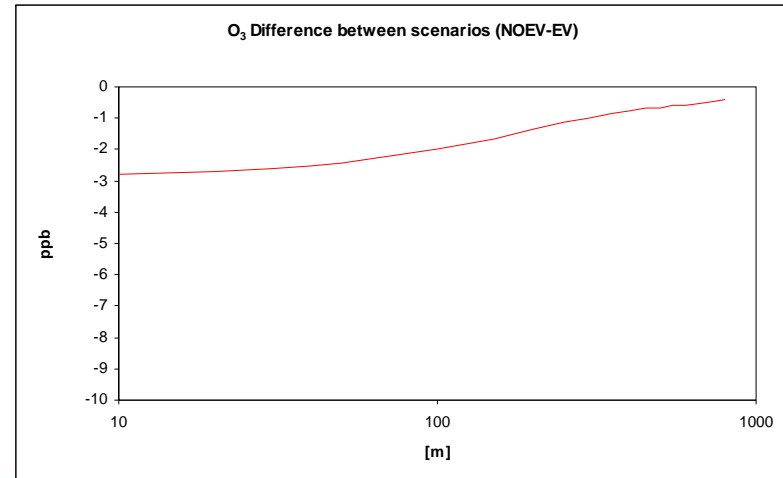
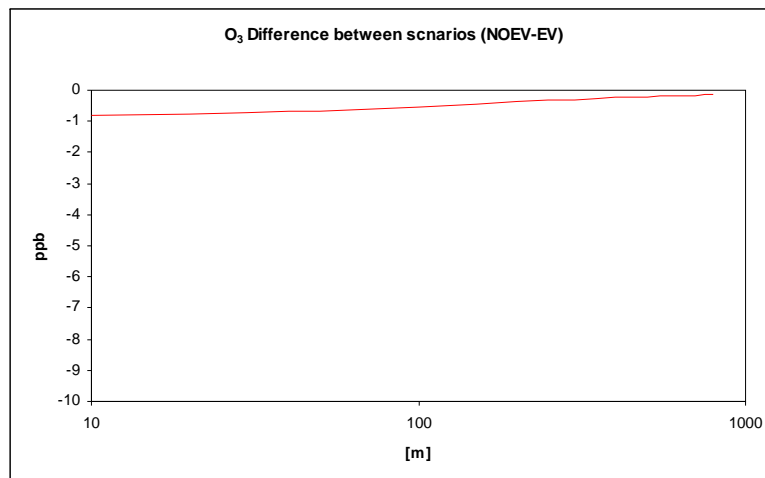
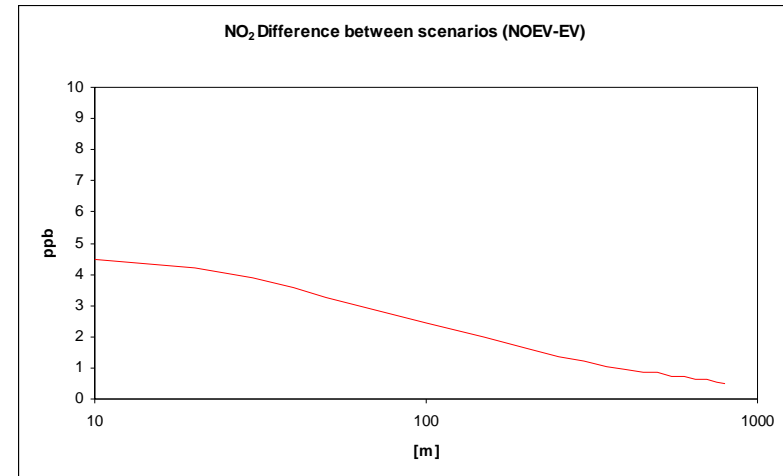


Scenario Simulation (2030)

Low background O₃



High background O₃

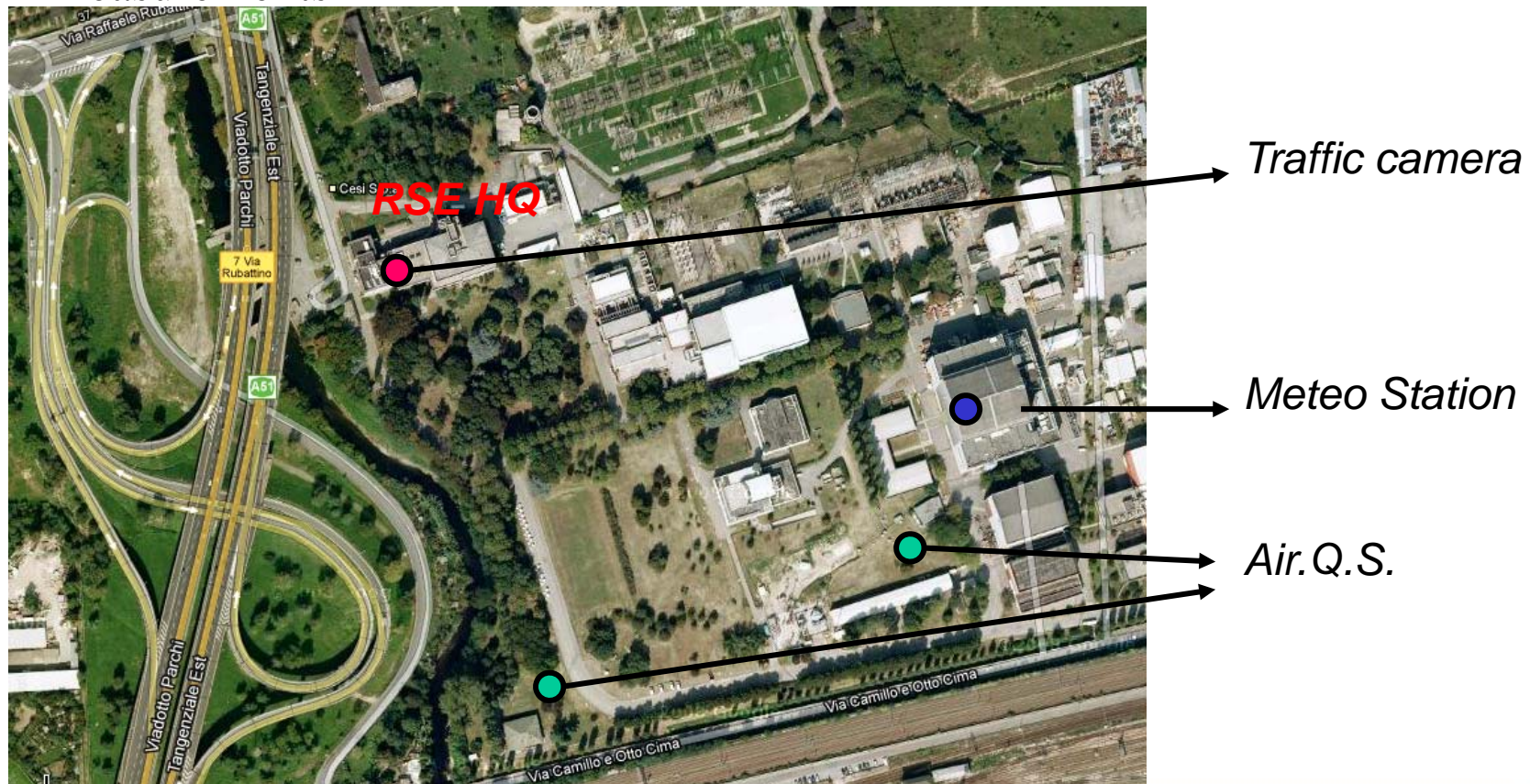


Conclusions

- The segregation seems to improve the accuracy in the considered test case
 - The reduction due to the introduction of 25% EV in the car fleet can be significant only in the first 100 m from the highway
 - In the first 100m a reduction of at most 7-8% of NO₂, of the scenario EV vs No-EV, corresponds to an increase of 3-4 % in O₃
 - The effects of EV may be more significant on the NO₂ taking into account the increasing proportion of diesel fuelled cars in the Italian fleet as a consequence of the increased market share in the recent years.
-

Future work

- An experimental campaign has been performed during January 2011 at the RSE h.q. with traffic monitoring, meteorological and concentration measurements



Future scenario to optimistic?

By Report Nr. I-25/10 Haus-Em 07/10/676 from 29.11.2010
Prof. Dr. Stefan Hausberger

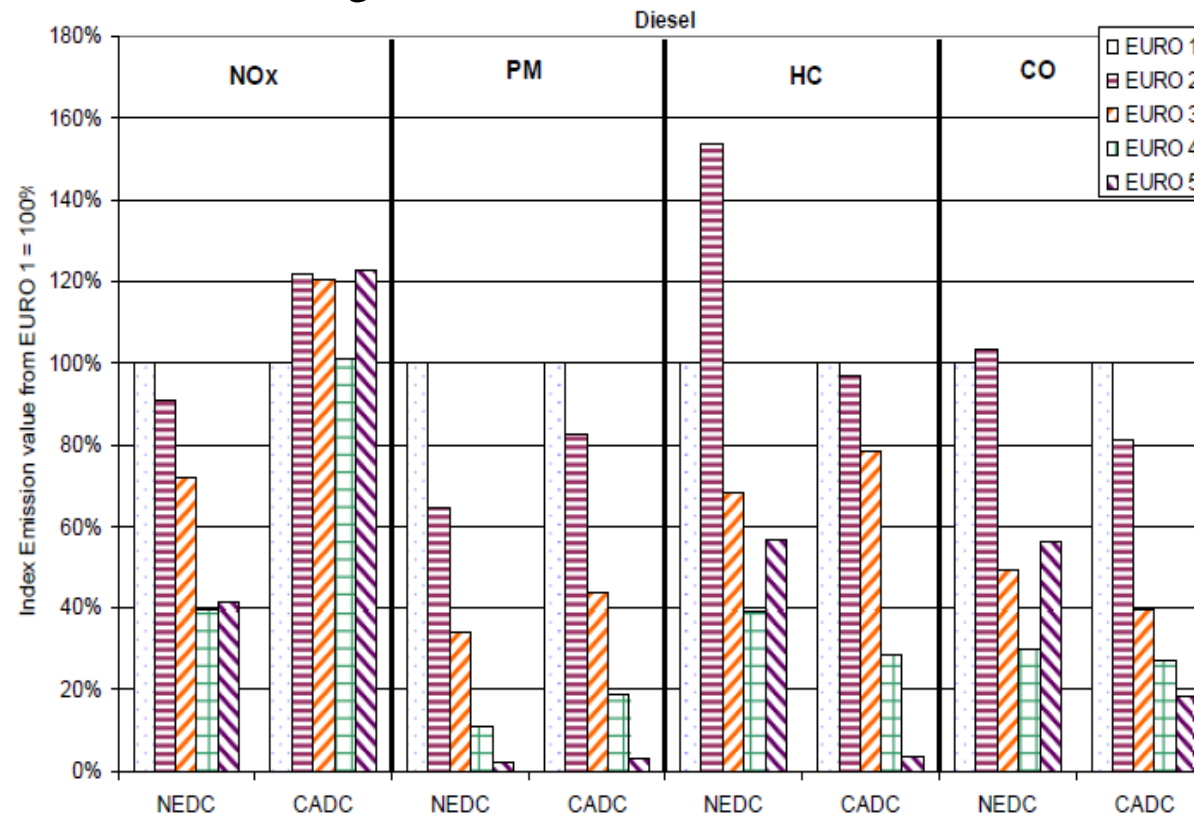


Figure 4: Change of the emission levels from diesel cars in the NEDC (20°C cold start) and in the CADC 1/3 Mix (hot start) per type approval class compared to the EURO 1 type approval class

Bibliography



- S. Alessandrini, E. Ferrero, G. Belore, A Lagrangian dispersion Model with Chemical reaction, Int. J. Environ. and Pollut., 2011 - Vol. 44, No.1/2/3/4, pp. 182 - 189
 - Alessandrini S. and Ferrero E. (2009). A hybrid Lagrangian-Eulerian particle model for reacting pollutant dispersion in non-homogeneous non-isotropic turbulence. PHYSICA A, ISSN: 0378-4371, 388, 8, 1375-1387
 - S. Alessandrini and E. Ferrero, A lagrangian particle model with chemical reactions: application in real atmosphere, Hrvatski Meteoroloski Casopis 43 PART 1 (Croatian Meteorological Journal), 43, 235-239 (Proc. Harmo12 Conference, Cavtat, Croatia, October 6th-9th, 2008)
 - S. Alessandrini and E. Ferrero, AN APPLICATION OF A LAGRANGIAN PARTICLE MODEL WITH CHEMICAL REACTIONS TO POWER PLANT POLLUTION DISPERSION IN COMPLEX TERRAIN, 30th NATO/SPS International Technical Meeting on Air Pollution Modelling and its Application, 18 - 22 May, 2009, San Francisco, USA
 - E. Ferrero, L. Mortarini, S. Alessandrini, C. Lacagnina, A uctuating plume model for pollutants dispersion with chemical reactions (Poster) Proc. of 13th International Conference on Harmonisation within Atmospheric Dispersion Modelling for regulatory Purposes, Paris June 1-4, 2010
 - M. de Nigris, I. Gianinoni, G. Mauri, E. Micolano, G.M. Riva, Plug-in electric vehicles and their impact on the electrical system: the Italian R&D experience, conference proceedings of The 25th World Battery, Hybrid and Fuel Cell Electric Vehicle Symposium Exhibition EVS-25 Shenzhen, China, Nov. 5-9, 2010
-